



RECORDER

IS FUN!

Book 2

Learn to play the recorder
using well-known tunes and manuscript



Compiled by Elizabeth Woodward LTCL, ALCM, Cert Ed
Manuscript by Nick Dolling
Original illustrations by Nigel Thomas
Graphics by Sophie Woodward and Stuart Woodward

Have fun with your recorder!

This book will:

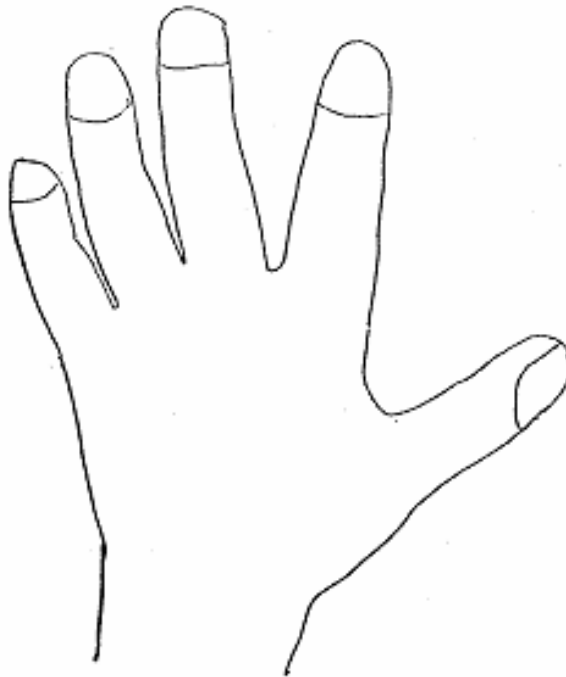
- help you get to know some easy tunes.
- help you begin to play fluently.

Before beginning this book it may help you to work through "Note Reading is Fun" (available as a download), which will teach you how to read manuscript.

No part of this publication may be reproduced. Whilst all reasonable efforts have been made to contact copyright owners, if any right has been omitted I apologise and will remove the item immediately following notification.

Let's get started!

First of all, see which of your hands best fits this one:



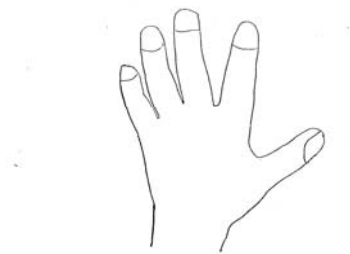
Yes - the **LEFT HAND**. This is the hand you are going to use to start to play your recorder.

Your left hand always goes at the top of your recorder, like this.

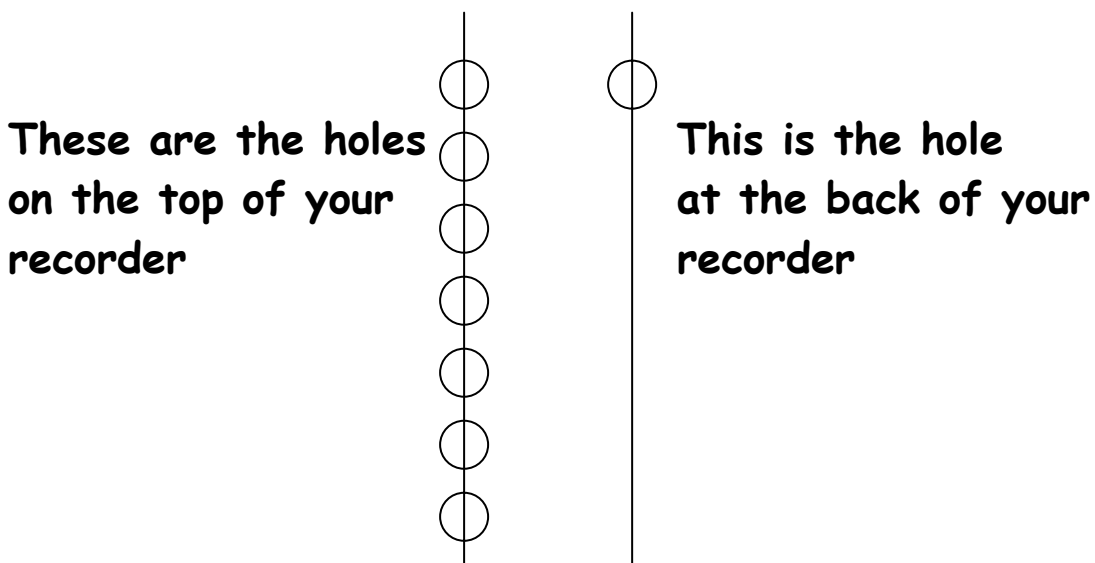


How to use this book

This is a fun-size picture of your left hand!

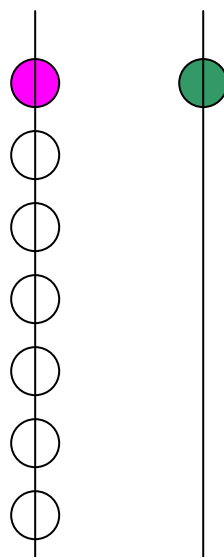
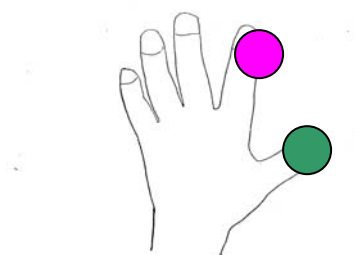


This fun chart will help you to learn new notes:



The coloured fingers will match the coloured holes.


How to play B



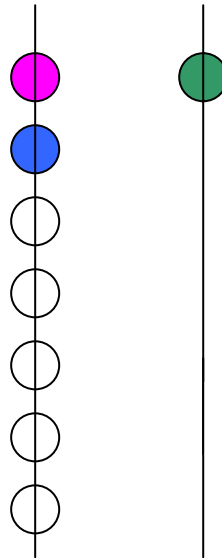
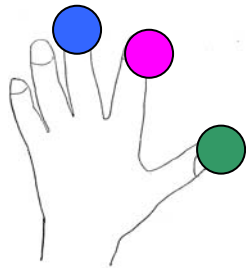
Play

B ___ B ___ " out of my way"

Can you see how the note sits on the middle line? It's an open note (a minim) and it's worth two beats.



How to play A



Play

A__ A__ " I can't hear what you say"

Can you see how the note has moved down into the second space up from the bottom?



Now try the fireman tune: B A B A B A

These are filled in notes (crotchets) and are worth one beat each.

The Fireman Tune

