



RECORDER IS FUN!

Book One

Learn to play the recorder using
well-known tunes and simple
diagrams



Compiled by Elizabeth Woodward LTCL, ALCM, Cert Ed

Original illustrations by Nigel Thomas

Graphics by Sophie Woodward

Have fun with your recorder!

This book will:

- help you get to know some easy tunes.
- help you begin to play fluently.

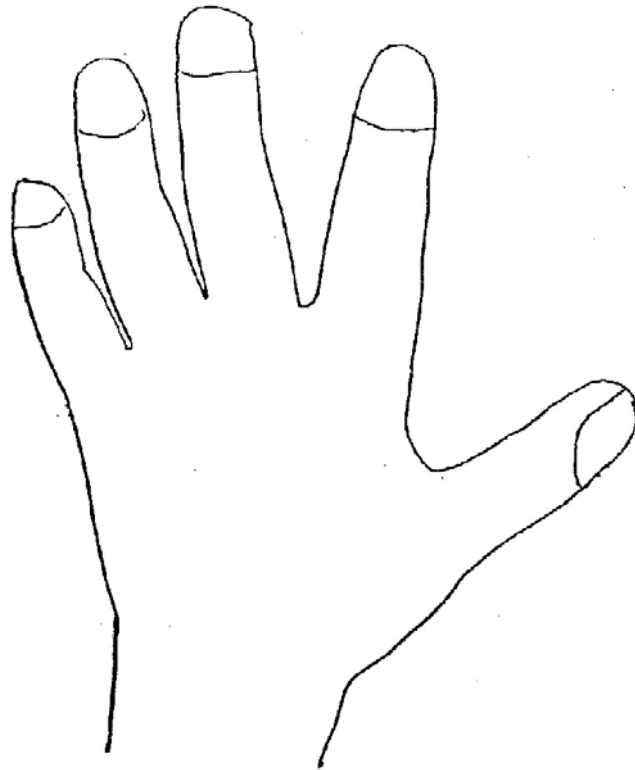
It will not teach you how to read music - this will come later! Note reading is very important, but it is hard work. This way you can tackle it later, once you have learned these fun tunes.

Think - which did you do first - learn to talk or learn to read ?

No part of this publication may be reproduced,

Let's get started!

First of all, see which of your hands best fits this one:



Yes - the **LEFT HAND**. This is the hand you are going to use to start to play your recorder.

Your left hand always goes at the top of your recorder, like this.



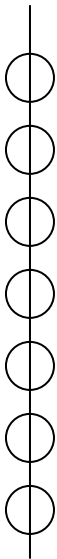
How to use this book

This is a fun-size picture of your left hand!

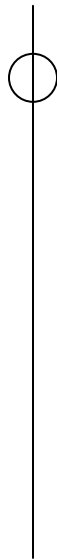


This fun chart will help you to learn new notes:

These are the holes
on the top of your
recorder

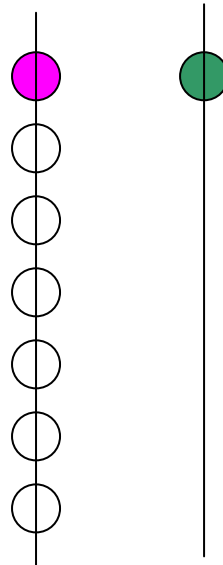
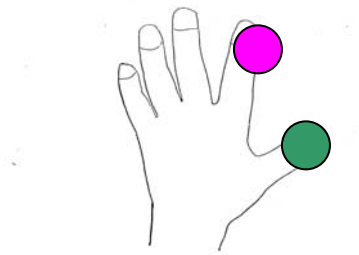


This is the hole
at the back of your
recorder



The coloured fingers will match the coloured holes.

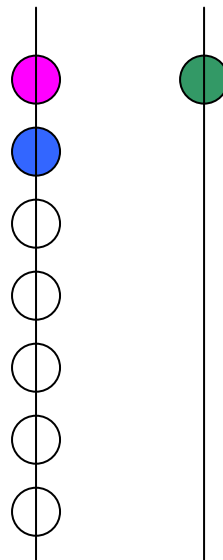
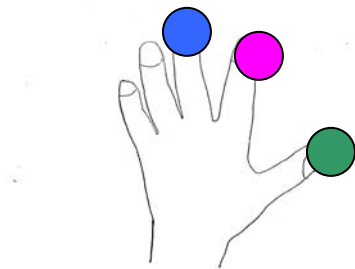
How to play B



Play


B ___ B ___ " out of my way"

How to play A



Play

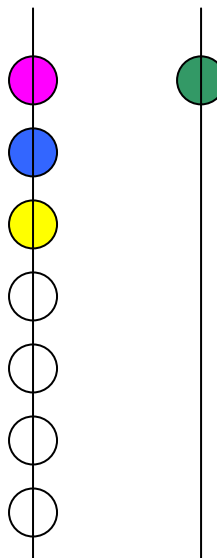
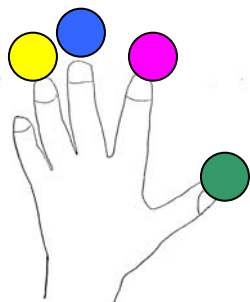
A ___ A ___ " I can't hear what you say"



Now try the fireman tune:

B A B A B A

How to play G



Now you can start to play Three Blind Mice

Three Blind Mice Three Blind Mice
B A G B A G

Now try I Hear Thunder

I Hear Thunder I Hear Thunder
G A B G G A B G